

CleanAIR[®]



AerGO[®] filters USER MANUAL

CNA-042-R04

User manual - ENG

Please read in connection with the powered air purifying respirator CleanAIR® AerGO® (hereinafter PAPR) CleanAir® AerGO® powered air purifying respirator user manual.

- When changing the filters always change both filters at the same time.
- The CleanAIR® AerGO® Spark arrester (30 00 20) and Prefilter (30 00 15) increases the lifetime of the CleanAIR® AerGO® filters and it is highly recommended to be used at all times.
- CleanAIR® AerGO® Odour filters (30 00 25) reduces unpleasant odour.
- Use ONLY approved original filters designed for your CleanAIR® AerGO® unit. Ensure that you use only brand new and intact filters.
- Replace the filters every time you feel a change of smell in the air coming from the unit.
- Filters which have exceeded their expiration date must NOT be used! The date is marked on each filter.

FILTER against particles P R SL for CleanAIR® AerGO®

Product code: 30 00 10/2

As default, the CleanAIR® AerGO® system is equipped with a highly efficient P R SL particle filters and protect its user against solid and liquid aerosols. These filters, when used with CleanAIR® AerGO® as part of an approved system, meets the European Standard EN 12941 (detailed classification listed in CleanAIR® AerGO® user manual). The CleanAIR® AerGO® system must be used with CleanAIR® AerGO® filters at all time.

Combined filters for CleanAIR® AerGO®

A1 P R SL - Product code: 30 03 57 and **A1B1E1 P R SL - Product code:** 30 03 64

Combined filters A1 P R SL and A1B1E1 P R SL for CA AerGO® are compatible accessories of personal air purifying respirator (PAPR) unit CleanAIR® AerGO®.

Except of protection against particles in form of solid and liquid aerosols the protection against organic gases and vapours with a boiling point above 65°C is provided. The main group of these substances are hydrocarbons (e.g.: toluene, benzene, xylene, styrene, cyklohexane, trichlorethylene, tetrachlormetane) and organic solvents and thinners (petrol, kerosene, diesel, mineral turpentine, ethylenglycol, methyl isobutyl ketone, isobuthanol, etc.).

The filter CA AerGO® A1B1E1 P R SL further provides protection against inorganic gases and vapours (e.g. fluorine, chlorine, hydrogen sulfide, hydrogen cyanide, hydrogen bromide, hydrogen chloride and hydrogen peroxide), acid gases and vapours (e.g. carbon dioxide, sulphuric acid, hydrochloric acid, formic acid, hydrogen fluoride).

Above mentioned filters are compatible accessories of PAPR unit CleanAIR® AerGO® approved in compliance with EN 12941 (detailed classification listed in CleanAIR® AerGO® user manual).

Ord. no.	Filter type	Standards	A - Brown	B - Grey	E - Yellow	K - Green	P - White	Hg - Red	SX - Violet
30 03 57	A1 P R SL	EN 12941 / A2	X				X		
30 03 64	A1B1E1 P R SL	EN 12941 / A2	X	X	X		X		

How to replace CleanAIR® AerGO® filters

- Filters are removed from the unit by unscrewing them one by one separately in a counterclockwise direction.
- New filters must be attached to the unit one by one, by screwing the filters into the unit's body in a clockwise direction. Ensure they are properly tightened, which guarantees leak tightness.

Installing the prefilter/odour filter and the spark arrester

Remove the filter cover away from the filter body by pulling its protrusion. Place the prefilter/odour filter and the spark arrester into the recess in the filter's body (place the prefilter/odour filter first and only then place the spark arrester – if placed otherwise, the spark arrester cannot work properly!). Secure the new prefilter and the spark arrester by snapping the filter cover.

Warnings!

- The filters cannot be cleaned in anyway! Do not attempt to clean the filter using for example compressed air as this will destroy the filter and will cause the loss of the expected protection and the warranty will be invalidated!
- The user must know the kind of air contamination in the ambient air as well as its concentration.
- The CleanAIR® AerGO® system must not be used in environments with a concentration of oxygen lower than 17 %.
- The CleanAIR® AerGO® system must not be used in environments immediately dangerous to life or health (IDLH)!
- The CleanAIR® AerGO® system must NOT be used in confined spaces, such as closed tanks, tunnels, canals, etc.
- Filters designed to capture solid and liquid particles (particle filters) do not protect their users against any gases.

If any of the instructions for use of the filter is not fulfilled, the warranty is invalid!

Storage and disposal

Filters must be stored in rooms with relative humidity of 0 to 95 % Rh and with temperatures ranging between -10 up to 55 °C. The storage area must NOT be contaminated with pollutants. On each filter, there is a pictogram indicating its storage time when unopened. When opened, the filter may be used for a maximum time of 6 months.

Disposal should be undertaken in accordance with local environmental, health and safety regulations.





Warranty

Production defects are covered by a 12-month guarantee starting on the date of purchase of the customer. A warranty claim must be claimed with the seller. When claiming the warranty, it is necessary to submit proof of purchase (an invoice or a delivery note).

The warranty does not apply especially to defects caused by a late replacement of filters or by cleaning and/or blowing the filter through.

Notified body for CE testing:

Occupational Safety Research Institute, v.v.i. – ZL
Testing laboratory No. 1024
Jeruzalémská 1283/9, 110 00 Prague 1
Notified body 1024

	The symbol containing the number belonging to the laboratory which carried out the tests		Storage conditions – TEMPERATURE
	Read the instructions before use!		Storage conditions – HUMIDITY



MALINA - Safety s.r.o.

Luční 11

466 01, Jablonec nad Nisou

Czech Republic

tel.: +420 483 356 600

export@malina-safety.cz

www.malina-safety.cz